


Exam Walk-Through

GCSE FILM STUDIES

Component 2

Based on the Summer
2019 examination



- A copy of the exam paper
- An answer booklet / lined paper
- A black ink or black ball-point pen and ruler
- A highlighter
- A watch, clock or timer



This exam includes two Assessment Objectives:

AO1 - Knowledge and understanding.

AO2 - Applying knowledge and understanding.



What this exam paper is all about:

- The exam lasts 1 hours 30 minutes.
- There are 70 marks available.
- The paper has three sections with three different specialist study areas.
- Section A: Narrative.
- Section B: Representation.
- Section C: Aesthetics.
- All 3 sections cover elements of film form and film contexts.



What this exam paper is all about:

- In Section A, you will need to answer one stepped question about **one** global English language film from the given list.
- You will need to answer **all parts** of the question.
- The question parts in section A are worth 25 marks; with 10 marks available for AO1 and 15 marks available for AO2.



What this exam paper is all about:

- In Section B, you will need to answer one stepped question about **one** global non-English language film from the given list.
- You will need to answer **all parts** of the question.
- The question parts in section B are worth 20 marks; with 10 marks available for AO1 and 10 marks available for AO2.



What this exam paper is all about:

- In Section C, you will need to answer one stepped question about **one** contemporary UK film from the given list.
- You will need to answer **all parts** of the question.
- The question parts in section C are worth 25 marks; with 10 marks available for AO1 and 15 marks available for AO2.



Read the front cover of the exam paper.



ADDITIONAL MATERIALS

A WJEC pink 16-page answer booklet.




INSTRUCTIONS TO CANDIDATES

Use black ink or black ball-point pen. Do not use pencil or gel pen. Do not use correction fluid.

Answer **all** questions on your chosen films in **Sections A, B and C**.

Write your answers in the separate answer booklet provided following the instructions on the front of the answer booklet.

Use both sides of the paper. Write only within the white areas of the booklet.



Write the question number in the two boxes in the left hand margin at the start of each answer, e.g.


0	1
---	---

.

Leave at least two line spaces between each answer.

At the end of the examination, the answer book must be handed to the invigilator.

INFORMATION FOR CANDIDATES



The allocation of marks is given at the end of each question or part-question. The number of marks indicates the length of the response required.

Candidates are reminded that the use of specialist film language will be assessed in questions

0	1
---	---

 d),

0	2
---	---

 c) and

0	3
---	---

 d).

You are advised to spend approximately **30 minutes** on **each** of **Sections A, B and C**.



Section A:

In Section A, you will need to answer all parts of the question on **one** of the films listed.

Answer question

0	1
---	---

 on **one** of the following films:

- *Rabbit-Proof Fence* (Noyce, Australia, 2002)
- *Slumdog Millionaire* (Boyle, UK, 2008)
- *District 9* (Blomkamp, South Africa, 2009)
- *An Education* (Scherfig, UK, 2009)
- *Song of the Sea* (Moore, Eire, 2014)

To move on to **Section B**, click here



How do I tackle question 1?

Section A: Global English language film (produced outside US)

Answer question

0	1
---	---

 on one of the following films:



- *Rabbit-Proof Fence* (Noyce, Australia, 2002)
- *Slumdog Millionaire* (Boyle, UK, 2008)
- *District 9* (Blomkamp, South Africa, 2009)
- *An Education* (Scherfig, UK, 2009)
- *Song of the Sea* (Moore, Eire, 2014)

0	1
---	---

- a) Name a **main** character from your chosen film. [2]
- b) Briefly describe this character at the **start** of the film. [3]
- c) Describe an important problem or conflict involving this character. [5]
- d) Explore what happens to this character at the **end** of your chosen film. [15]



In your answer, you may consider:

- If problems and conflicts have been resolved
- How the character has changed
- Ideas about narrative structure



How do I tackle question 1 a)?

a) Name a **main** character from your chosen film. [2]

Time: Allow yourself about 5 minutes to read through all parts of the question then 2 minutes to answer part a

Assessment Objective: AO1

Content indicated: Main character's name

Things to note: Name (not identify), main is in **bold**



b) Briefly describe this character at the **start** of the film. [3]

Time: 3 minutes

Assessment Objective: AO1

Content indicated: description of this character at the start

Things to note: Briefly describe, 'this', start is in **bold**

What are the features of a high scoring answer?

- A concise and clearly written answer.
- Good description of the character named in part a with a focus on the start of the film.
- Reference to the character's physical appearance and/or the character's personality.
- It may include the introduction of the character and how he or she represents wider themes or issues.



How do I tackle question 1 c)?

c) Describe an important problem or conflict involving this character
[5]

Time: 5 minutes

Assessment Objective: AO2

Content indicated: important problem or conflict involving this character

Things to note: The word briefly has gone

What are the features of a high scoring answer?

- A concise and clearly written answer.
- Good description of the problem or conflict and how it involves the main character.
- Demonstration of a good knowledge and understanding of narrative.



How do I tackle question 1 d)?

d) Explore what happens to this character at the **end** of your chosen film.

In your answer you may consider:

- If the problems or conflicts have been resolved
- How the character has changed
- Ideas about narrative structure

[15]

Time: 15 minutes

Assessment Objective: AO1 and AO2

Content indicated: what happens to this character at the end of the film

Things to note: end is **bold**, extra bullet points



How do I tackle question 1 d)?

d) Explore what happens to this character at the **end** of your chosen film.

In your answer you may consider:

- If the problems or conflicts have been resolved
- How the character has changed
- Ideas about narrative structure

[15]

What are the features of a high scoring answer?

For AO1

- Excellent demonstration of knowledge and understanding of elements of film.

For AO2

- Evidence is well chosen and accurate with clear reference to the end of the film.
- Applies an excellent knowledge and understanding of how the narrative has been organised and structured.
- Applies an excellent analysis of the character at the end of the chosen film.
- Makes excellent points to develop a highly coherent point of view using excellent subject-specific terminology.



Section B:

In Section B, you will need to answer all parts of the question on **one** of the films listed.

Answer question

0	2
---	---

 on one of the following films:

- *Spirited Away* (Miyazaki, Japan, 2001)
- *Tsotsi* (Hood, South Africa, 2005)
- *Let the Right One In* (Alfredson, Sweden 2008)
- *The Wave* (Gansel, Germany, 2008)
- *Wadjda* (Al Mansour, Saudi Arabia, 2012)

To move on to **Section C**, click here



How do I tackle question 2?

Section B: Global non-English language film

Answer question

0	2
---	---

 on one of the following films:



- *Spirited Away* (Miyazaki, Japan, 2001)
- *Tsotsi* (Hood, South Africa, 2005)
- *Let the Right One In* (Alfredson, Sweden 2008)
- *The Wave* (Gansel, Germany, 2008)
- *Wadjda* (Al Mansour, Saudi Arabia, 2012)

0	2
---	---

- a) Identify a **key** location or setting in your chosen film. [2]
- b) Briefly describe the location or setting. [3]
- c) Explore how ethnicity **or** culture is represented in **one** key sequence from your chosen film.



In your answer, you may consider:

- Contexts (i.e. social, cultural, historical, political)
- Film form (e.g. cinematography, sound, editing, mise en scène)
- Themes and issues

[15]



How do I tackle question 2 a)?

a) Identify a **key** location or setting in your chosen film. [2]

Time: Allow yourself about 5 minutes to read through all parts of the question then 2 minutes to answer part a

Assessment Objective: AO1

Content indicated: Key location or setting

Things to note: key is **bold**



b) Briefly describe this location or setting. [3]

Time: 3 minutes

Assessment Objective: AO1

Content indicated: description of this location or setting

Things to note: Briefly describe, 'this'

What are the features of a high scoring answer?

- A concise and clearly written answer.
- Good description of the setting or location.
- Description of what the setting or location looks like, smells like, where it is positioned etc.
- It may include links to wider themes or issues.



How do I tackle question 2 c)?

c) Explore how ethnicity **or** culture is represented in **one** key sequence from your chosen film.

In your answer, you may consider:

- Contexts (e.g. Social, Cultural, Historical, Political)
- Film form (e.g. cinematography, sound, editing, mise-en-scene)
- Themes and issues [15]

Time: 15-20 minutes

Assessment Objective: AO1 and AO2

Content indicated: how ethnicity or culture is represented

Things to note: or is in **bold**, extra bullet points, one is **bold**



How do I tackle question 2 c)?

c) Explore how ethnicity **or** culture is represented in **one** key sequence from your chosen film.

In your answer, you may consider:

- Contexts (e.g. Social, Cultural, Historical, Political)
- Film form (e.g. cinematography, sound, editing, mise-en-scene)
- Themes and issues [15]

What are the features of a high scoring answer?

For AO1

- Excellent demonstration of knowledge and understanding of elements of film.

For AO2

- Evidence used is well chosen and accurate with clear reference to a key sequence.
- Applies an excellent knowledge and understanding of representation.
- Applies excellent analysis of how ethnicity or culture is represented.
- Makes excellent points to develop a highly coherent and relevant point of view using excellent subject-specific terminology.



Section C:

In Section C, you will need to answer all parts of the question on **one** of the films listed.

Answer question

0	3
---	---

 on one of the following films:

- *Submarine* (Ayoade, UK, 2010)
- *Attack the Block* (Cornish, UK, 2011)
- *My Brother the Devil* (El Hosaini, UK, 2012)
- *Skyfall* (Mendes, UK, 2012)
- *Brooklyn* (Crowley, UK, 2015)

To move on to **Top Tips**, click here



How do I tackle question 3?

Section C: Contemporary UK film (produced after 2010)

Answer question

0	3
---	---

 on one of the following films:



- *Submarine* (Ayoade, UK, 2010)
- *Attack the Block* (Cornish, UK, 2011)
- *My Brother the Devil* (El Hosaini, UK, 2012)
- *Skyfall* (Mendes, UK, 2012)
- *Brooklyn* (Crowley, UK, 2015)

0	3
---	---

- a) Identify a camera angle used in your chosen film. [1]
- b) Briefly describe how this camera angle is used in a scene from your chosen film. [4]
- c) Briefly explore how cinematography creates meaning in a scene from your chosen film. [5]
- d) Explore how key elements of film form create a certain 'look' or 'mood' in your chosen film. [15]

In your answer, you may consider:

- Key elements of film form (i.e. mise en scène, editing, cinematography)
- Aesthetics and visual style
- Lighting and colour



How do I tackle question 3 a)?

a) Identify a camera angle used in your chosen film. [1]

Time: Allow yourself about 5 minutes to read through all parts of the question then 1 minute to answer part a

Assessment Objective: AO1

Content indicated: Camera angle

Things to note: angle (not shot length)



b) Briefly describe how this camera angle is used in a scene from your chosen film. [4]

Time: 4 minutes

Assessment Objective: AO1

Content indicated: how the camera angle is used

Things to note: Briefly describe, 'this', in a scene

What are the features of a high scoring answer?

- A concise and clearly written answer.
- Clearly identifies a key scene where the angle is used.
- Good description of how the angle is used.
- Reference to what the use of this angle suggests to the audience.



How do I tackle question 3 c)?

c) Briefly explore how cinematography creates meaning in a scene from your chosen film. [5]

Time: 5 minutes

Assessment Objective: AO2

Content indicated: how cinematography creates meaning

Things to note: Briefly, in a scene

What are the features of a high scoring answer?

- A concise and clearly written answer.
- Good analysis of how cinematography creates meaning in a scene
- Applies an excellent knowledge and understanding of cinematography
- Excellent exploration of one sequence, using subject-specific terminology in an excellent and highly relevant way



How do I tackle question 3 d)?

d) Explore how key elements of film form create a certain 'look' or 'mood' in your chosen film.

In your answer, you may consider:

- Key elements of film form (i.e. mise en scène, editing, cinematography)
- Aesthetics and visual style
- Lighting and colour

[15]

Time: 15 minutes

Assessment Objective: AO1 and AO2

Content indicated: how film form creates a certain look or style

Things to note: bullet points



How do I tackle question 3 d)?

d) Explore how key elements of film form create a certain 'look' or 'mood' in your chosen film.

In your answer, you may consider:

- Key elements of film form (i.e. mise en scène, editing, cinematography)

- Aesthetics and visual style

- Lighting and colour

[15]

What are the features of a high scoring answer?

For AO1

- Excellent demonstration of knowledge and understanding of elements of film.

For AO2

- Evidence is well chosen and accurate with clear reference to key sequences which show a certain look or style.
- Applies an excellent knowledge and understanding of aesthetics and visual style
- Makes excellent points on how various elements of film form help create the 'look' or 'feel' of a film.
- Uses excellent points to develop a highly coherent point of view using excellent subject-specific terminology.



Always be T.A.C.T.ful when assessing each question:

- Use the marks given in a question to help you identify an appropriate amount of time you should spend answering each question.
- Check that you have identified the correct assessment objectives of a question.
- Make sure you use the correct content.
- Review each question for 'things to note'.



[GCSE Film Studies Component 2 2019 Exam Paper](#)

[Summary](#) of Examiner's Report and [full report](#)

[GCSE Film Studies Component 2 2019 Mark Scheme](#)

[OER](#) – Online Marking Review



Good Luck!

