



# GCSE FILM STUDIES REVISION






## DAY 5 – CHARACTERS AND FILM LANGUAGE




**TASK:** Recall the characters you identified for your Day 1 revision task. For each character, now note examples of film language that help to present that character in each of your key films.

**EVEN BETTER:** Think about the focus of each film and identify examples of film language for each character that demonstrates or emphasises this focus.




**Film 1:** \_\_\_\_\_

Name:	Name:	Name:
Important examples of film language for that character:	Important examples of film language for that character:	Important examples of film language for that character:
		




**Film 2:** \_\_\_\_\_

Name:	Name:	Name:
Important examples of film language for that character:	Important examples of film language for that character:	Important examples of film language for that character:
		




**Film 3:** \_\_\_\_\_

Name:	Name:	Name:
Important examples of film language for that character:	Important examples of film language for that character:	Important examples of film language for that character:
		

**Film 4:** \_\_\_\_\_

Name:	Name:	Name:
Important examples of film language for that character:	Important examples of film language for that character:	Important examples of film language for that character:
		

**Film 5:** \_\_\_\_\_

Name:	Name:	Name:
Important examples of film language for that character:	Important examples of film language for that character:	Important examples of film language for that character:
		

**Film 6:** \_\_\_\_\_

Name:	Name:	Name:
Important examples of film language for that character:	Important examples of film language for that character:	Important examples of film language for that character:
