

Art Learning Journey

Annotations are written explanations or critical comments added to art or design work that record and communicate your thoughts

- analyse the work of an inspirational artist or designer
- record a **technique**
- record ideas
- explain the thinking behind an idea
- analyse the success of a technique, idea or **composition**
- explain how a particular artist or designer's **style** or technique has influenced your work

How you are marked

- AO1**
Record observations, experiences, ideas, information and insights in visual and other forms, appropriate to intentions.
Take a broad range of photographs, make sketches and write notes as you start to investigate the theme.
- AO2**
Analyze and evaluate critically sources such as images, objects, artefacts and texts, showing understanding of purpose, meaning and context.
Critically review photographs, written works, artwork and/or film by yourself and others. Try to link these together through ideas or techniques.
- AO3**
Develop ideas through sustained investigations and exploration, selecting and using materials, processes and resources, identifying and interpreting relationships and analyzing methods and outcomes.
Select your successful ideas and techniques then develop them further, explaining as you go.
- AO4**
Present a personal, coherent and informed response, realising intentions and articulating and explaining connections with the work of others.
Create one or several final works that grow from your ideas and techniques throughout the work. This could be a series of photographs or digital prints, a photomontage, a book of prints or even a film.



All subject GCSE's start

Building coursework with component 2



- A Write notes next to work in sketchbook or on sticky notes
- B Write notes on the back of work
- C Write notes on separate presentation sheets
- D Start a blog or use a social media site where you write notes

AO4

Final piece plan and draft

AO3

AO2

AO1

Explain why artists were picked and how they link to theme

Create personalised notes like a diary

GCSEs external assignment - Component 2

Coursework completion

Two (2) Drop-Down days for Component 2

Building coursework with for Component 2

Link work to theme



Various sources



Exam preparation

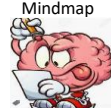


Evaluate work artwork

Mixed media

Artist responses

Observational drawing (reimagined)



Inspiration photos - moodboard

Final preparation

YEAR 11

Refer to art work

Refer to artists



Create notes whilst working on themes

Reason what theme means to you

Two (2) day exam conditions practical exam in December for Component 1

Component 1

Annotate & Link



Explain how theme links with artists and work


Final piece on canvas

Final piece plan

Final piece intentions

Understanding theme organisation

Plan final piece



Create larger scale artwork

Explore refined skills

Past GCSEs theme

Developing individual skills

YEAR 10

Two (2) day exam conditions practical exam at the end of year

Observational drawing

Organise sketchbook

Experiment with techniques

Attempt creation of personalized responses

Add visual media

Artwork analysis and critique

Refer to art work for inspiration

Cubism to Surrealism

Add photos



Link theme to artists

Plan your final piece

Step Up to GCSE



Banksy

Team working

Assessment grid

Assessment objectives

Work on various media

One (1) day exam conditions practical exam at the end of year

Observational Drawing vs Still Life

Explore more techniques

Work individually and independently

Presentation and Organization of sketchbook

Design brief and context

Cubism to Surrealism



Planning for your final piece

Abstract Art

YEAR 8

Realism Perspective Cityscape Architecture Graffiti Street Art Vanishing Points

Cityscape

Architecture

Graffiti

Street Art

Vanishing Points

Frida Kahlo

Bob Ross

David Hockney

Landscapes

Impressionism

Art Movements

Skills further development

Annotations

Research

Art - EAK

Portraiture

Seasonal Food

Artists

Neil Welliver

Pop Art

Wassily Kandinsky Claude Monet

Art VOC



Watercolours

Mark making

Pencils & Coloured Pencils

Classroom Rules

Observational Drawing

John Constable

Shading

Art Analysis

Coloured Pencils

Drawing Techniques

Baseline Test What do you already know?

Still Life

Piet Mondrian W.I. Turner



Hokusai

Artists

Evaluation

Shapes

Meet your teacher Miss Taylor

YEAR 7